

Lithium-ion Rechargeable Specification

Product name: Lithium-ion battery

Product Item: Lithium-ion 18650 3.6V 3Ah

Specification Approved	PREPARED	
	CHECKED	
	APPROVED	

Revised List

Version No	Description of Revise	Date	Prepared
A0	New Publish	2023-3-8	Joan Li

SHENZHEN HIMAX ELECTRONICS CO.,LTD.

Add: Building B, Nantong Avenue NO.5, Tongle Community, Baolong Street, Longgang
Shenzhen China

Tel: 86 (0) 755-25629920 Fax: 86 (0) 755-25629925

www.himaxelectronics.com

www.himaxbattery.com

Content

1. Scope.....	P.3
2. Model.....	P.3
3. Reference standard.....	P.3
4. Specification.....	P.3~4
5. PCM Parameter.....	P.4
6. Product Circuit diagram	P.5
7. Electrical Performance & test condition	P.5~6
8. Mechanical Performance	P.6
9. Cell Safety Performance	P.7
10. Delivery/Packing/Storage and Shipment	P.7
11. Battery Pack Feature	P.8
12. Period of Warranty	P.9
13. Warnings	P.9
14. Battery operation instruction	P.10
15. Others	P.10

1. Scope

This product specification describes HIMAX's Lithium-ion battery. Please using the test methods that recommend in this specification. If you have any opinions or advices about the test items and methods, please contact us.

2. Model

Model: Lithium-ion 18650 3.6V 6Ah

3. Reference standard

The standard reference GB/T18287-2013, UL1642 and CE61960 technology standards compiled.

4. Specification

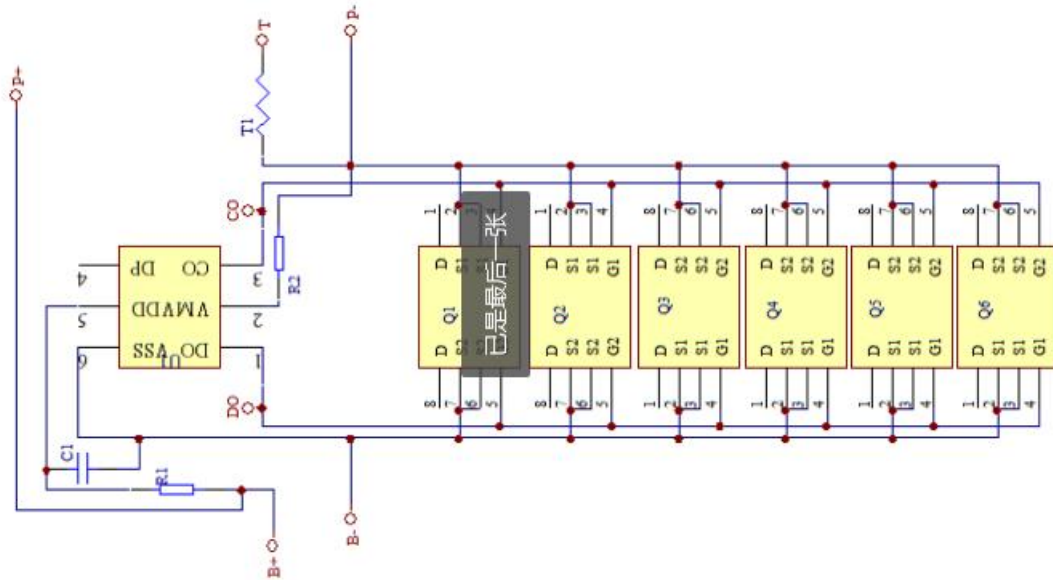
	Item	Rating	Note
Cell	Type	Lithium-ion Battery	
	Cell Model	INR18650-30Q	Samsung
	Nominal Capacity	3000mAh	Discharge: 0.2C Cut-off Voltage:2.5V
	Minimum Capacity	2900mAh	Discharge: 0.2C Cut-off Voltage: 2.5V
	Nominal voltage	3.6V	
	Internal Impedance	≤26mΩ	
	Dimension	Max. 18.4x65mm	
	Weight	Approx 48g	
Battery pack	Pack Method	1S1P	
	Nominal Capacity	3Ah	
	Minimum Capacity	2.9Ah	
	Nominal Voltage	3.6V	
	Energy	10.8Wh	
	Charge Voltage	4.2V	
	Discharge cut-off voltage	2.5V	
	Charge Method	CC/CV	
	Standard Charge Current	0.6A	
	Max. Charge Current	4A	
	Standard Discharge Current	0.6A	
	Max. Continues Discharge current	10A	

	Cycle Life	250 times	60% SOC
	Internal Impedance	$\leq 40\text{m}\Omega$	
	Dimension	(18.8*19) $\pm 0.3*70\pm 1\text{mm}$	
	Output Wire	3239 16#	100 \pm 5mm
	Output Connector	/	
	Weight	Approx 50g	
	Working Temperature Range	Charge: 0°C~45°C Discharge: -20°C~60°C	
	Storage Temperature	-10°C~45°C	

5. PCM Parameter

No.	Item		Standard
1	Charge Current		$\leq 10\text{A}$
2	Discharge Current		$\leq 10\text{A}$
3	Overcharge	Over-Charge Detect Voltage	4.25V \pm 0.025V
		Over-Charge Delay Time	0.5-1.5S
		Over-Charge Reset Voltage	4.19V \pm 0.05V
4	Over-discharge	Over-Discharge Detect Voltage	2.8V \pm 0.05V
		Over-Discharge Delay Time	10-50 mS
		Over-Discharge Reset Voltage	3.0V \pm 0.05V
5	Over-current	Over-Current Detect Current	23-37A
		Over-Current Delay Time	5-50mS
		Reset	Release load
6	Short Circuit	Detect Status	External Short Circuit
		Reset	Release load
7	Resistance		$\leq 20\text{m}\Omega$

6. Product Circuit diagram



7. Electrical Performance & test condition

7.1 Standard Test Condition

The battery shall be evaluated within 1 month from the arrival date.

Unless otherwise stated in these specifications, the following test shall be carried out in an ambient temperature of $20\pm 5^{\circ}\text{C}$, relative humidity of $65\pm 20\%$,

Discharge capacity when the battery is discharged at 0.6A to 2.5V after being standard charged. Five cycles are permitted for this test. The test shall be terminated at the end of the first cycle which meets the requirement.

7.2 Testing Instrument or Apparatus

7.2.1 Dimension Measuring Instrument

The dimension measurement shall be implemented by instruments with equal or more precision scale of 0.01mm specified.

7.2.2 Voltmeter and Ammeter

Voltmeters and ammeters shall be equal or more precision instruments of $10\text{K}\Omega/\text{V}$ and 0.01Ω .

7.2.3 Impedance Meter

Impedance shall be measured by a sinusoidal alternating current method (1kHz LCR meter).

7.3 Standard Charge

Standard charge means charging for 6hours using 4.2V/0.6A charger.

7.4 Standard Discharge

Standard discharge means discharging at 0.6A down to 2.5V.

7.5 Electrical Performance

Item	Condition	Specification
Open-Circuit Voltage	The open-circuit voltage shall be measured within 24hours after standard charge.	≥4.1V
Battery Capacity	The discharge time at 0.6A shall be measured after standard charge at 20±5°C and rest 1hour.	≥95%
Cycle Life	The discharge time on standard discharge shall be measured after 250 cycles of standard charge and discharge at 20±5°C.	≥60%
Charge(capacity) retention	The discharge time at 0.6A shall be measured after standard charge and then storage at 20±5°C for 28days.	≥90%
Temperature Characteristic1	After standard charging at 20±5°C, laying the battery at 55°C for 2hours, then discharge at 0.6A to 2.5V, record the discharge time .	≥90%
Temperature Characteristic2	After standard charging at 20±5°C, laying the battery at -10°C for 4hour, then discharge at 0.6A to 2.5V, record the discharge time .	≥75%

8. Mechanical Performance

Item	Condition	Specification
Crush Test	A battery is to be crushed between two flat surfaces. The force for the crushing is to be applied by a hydraulic ram with a 32mm diameter piston. The crushing is to be continued until a pressure reading of 17.2mmPa is reached on the hydraulic ram, applied force of 13kN. Once the maximum pressure has been obtained it is to be released.	No fire, No explosion
Drop Test	The battery has only two axes of symmetry in which case only two directions shall be tested. The battery is to be dropped from a height of 1 meter twice onto concrete ground.	No explosion, No fire, No smoke
Vibration	A full-charged battery is to be subjected to simple harmonic motion with an amplitude of 1.6mm total maximum excursion. The frequency is to be varied at the rate of 1 hertz per minute between 10 and 55 hertz. The cell shall be vibrated for 30 minutes per axis o XYZ axes.	No leakage No Fire No explosion

9. Cell Safety Performance

Item	Condition	Specification
Over charge	At 20±5℃, Cells are discharged per 4.1.2, then charged at constant current of 3 times the max. charge condition and constant voltage of 4.2V while tapering the charge current. Charging is continued for 7 hours .	No explosion, No fire
Over discharge	At 20±5℃, the cell are fully charged with standard charging method and standby at least 1 hour. The cell should be discharged at a current of 1C for 2.5h.	No explosion, No fire
Short-circuit	At 20±5℃, The cells are fully charged with standard charging method and standby at least 1hour. Positive and negative terminal connect with wire (maximum load of 50mΩ) to cause short circuit until its voltage is lower than 0.1V or cell temperature on the surface is back to room temperature ±10℃.	150℃ No explosion, No fire The temperature of the surface of the cell are lower than 150℃
Heating	Battery is heated in a circulating air oven at a rate of 5±2℃ per min to 130℃, an then placed 30 mins at 130℃.	No explosion, no fire

10. Delivery/Packing/Storage and Shipment

10.1 Approx. 30-70% charged before delivery, Shipment voltage: 3.6-3.95V.

10.2 Pre shipment inspection

The battery should be checked the voltage, resistance and the function of protective circuit before shipment.

10.3 Packing and Shipping

10.3.1 The battery should be transported to the factory assembly, to pay special attention to the packing, in order to avoid transport stress.

10.3.2 The battery should be in a half state of charge packaging boxes for transport, in the transport process, prevent severe vibration, shock, extrusion, prevent the sun and rain, should be in automobile, train, ship, airplane and other forms.

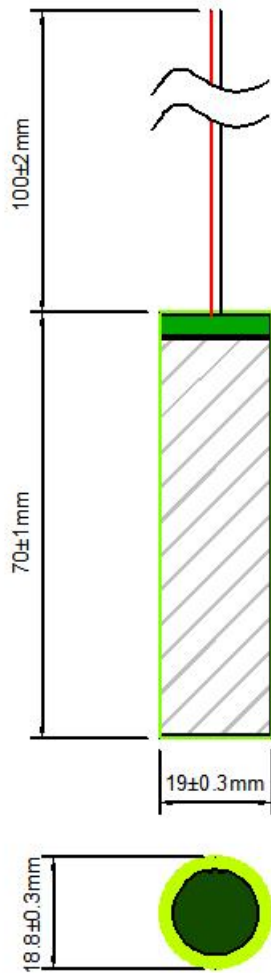
10.4 Abnormal Condition

Do not use the battery when it's smell like abnormal cell electrolyte because of transport stress, sag, short circuit or any other.

10.5 Acceptable level


Normal inspection quality standard AQL (%): 0.65.

11. Drawing



Remarks:

1. Dimension: (18.8*19) ±0.3*70±1mm

HMS Model	Lithium-ion 18650 3.6V3Ah			
File No.	HLISS01 3A00-1444		Signature	Date
Revision	A0	Drawn by	Joan Li	2023-3-8

12. Period of Warranty

The period of warranty is one year from the date of shipment. HIMAX guarantees to give a replacement in case of battery with defects proven due to manufacturing process instead of the customer abuse and misuse.

13. Warnings

To prevent the possibility of the battery from leaking, heating, fire, Please READ this specification carefully before usage and observe the following precautions:

- ◎When recharging, use the Li-ion battery charger specifically for that purpose.
- ◎Do not strike battery with any sharp edge parts, such as Ni-tabs, pins and needles.
- ◎Do not immerse the battery in water and seawater.
- ◎Do not use and leave the battery near a heat source as fire or heater.
- ◎Do not reverse the positive and negative terminals.
- ◎Do not connect the battery to an electrical outlet.
- ◎Do not discard the battery in fire or heat it.
- ◎The battery tabs are not so stubborn especially for aluminum tab. Do not bend tab.
- ◎Do not short-circuit the battery by directly connecting the positive and negative terminal with metal object.
- ◎Do not transport and store the battery together with metal objects such as necklaces, hairpins etc.
- ◎Do not knock or throw, trampling battery etc.
- ◎Do not directly solder the battery and pierce the battery with a nail or other sharp object.
- ◎Do not split the battery without permission.

14. Battery operation instruction

14.1 Charging

Charging current: Do not surpass the biggest charging current which in this specification.

Charging voltage: Do not surpass the highest voltage which in this specification.

Charge temperature: The charge temperature is in according to this specification.

14.2 Discharging

Discharge current: Do not surpass the biggest discharge current which in this specification.

Discharging with a higher current may result in the capacity fade and over-heat.

Discharge temperature: The discharge temperature is in according to this specification.

14.3 Over-discharges

After the short time excessively discharges charges immediately cannot affect the use, but the long time excessively discharges can cause the battery the performance, battery function losing. The

battery long-term has not used, has the possibility to be able to be at because of its automatic flashover characteristic certain excessively discharges the condition, for prevented excessively discharges the occurrence, the battery should maintain the certain electric quantity.

14.4 Storing the Batteries

The battery should store in the product specification book stipulation temperature range. If has surpasses above for 3 months the long time storage, suggested you should carry on additional charge to the battery.

14.5 Please do not continuously charge the battery over 8hours.

15. Others

◎The customer is requested to contact HIMAX in advance, if and when the customer needs other applications or operating conditions than those described in this document. Additional experimentation may be required to verify performance and safety under such conditions.

◎HIMAX will take no responsibility for any accident when the battery is used under other conditions than those described in this Document.

◎HIMAX will inform, in a written form, the customer of improvement(s) regarding proper use and handing of the battery, if it is deemed necessary.